




























COLORS & FINISHES

 SB-A2	 SB-40C	 SB-B1
 SB-5-SLATE	 SB-73A	 SB-83C
 SB-56C	 SB-90C	 SB-21C
 SB-15C	 SB-22C	 SB-1C
 SB-30C	 SB-6C	 SB-91208B
 SB-91D	 SB-94D	 SB-89D
 SB-4079E	 SB-71409E	 SB-72E
 SB-52609E	 SB-11609	 SB-75
 SB91908	 DRAIN PAVER	 ADA PAVER



Beyond the Conventional

Architectural pavers from Sunny Brook Pressed Concrete — beautiful and strong, suitable for a range of applications and design needs. From walkways to roofing, parking areas to plazas, Sunny Brook Pressed Concrete Pavers and related structural components are essential elements for both new construction and renovation projects.

Energy Efficient. ADA-Compliant.

The high reflectivity and emittance value of our solar reflectance roof pavers directly translate to a more energy efficient building, reducing roof temperatures during hot months while helping retain heat during colder weather.

Incorporating Sunny Brook roof pavers in the building design offer a key advantage to those builders seeking Leadership in Energy and Environmental Design (LEED) certification under the U.S. Green Building Council’s Green Building Rating System — the nationally accepted benchmark for the design, construction and operation of high-performance green buildings.

Our complete line of products is also compliant with the Americans with Disabilities Act (ADA) safety specifications.

Stylish and Strong

Our products are known for their lasting beauty, incredible strength and immense durability. We offer a wide variety of designs and natural textures in both standard and customized colors to suit a variety of applications. Our precision engineering produces a functional and stylish product that complements the overall architectural design.

Multi-Use Applications

From state and federal government buildings to hospitals, universities, shopping malls and office buildings, Sunny Brook Pressed Concrete architectural pavers meet the needs of a diverse range of large-scale construction projects throughout the United States. Our architectural pavers and structural components have been the choice of commercial, institutional and high-rise residential builders across the United States for numerous new construction and renovation projects.


A History of Quality

Since 1978, Sunny Brook Pressed Concrete has been a leading manufacturer of architectural pavers, ballast pavers, concrete pavers, plaza pavers, pressed pavers, roof pavers and unit pavers. Our paver ingredient formula ensures the superiority and integrity of our pavers.



Located in Brimfield, near Kent and Kent State University in northeast Ohio, Sunny Brook Pressed Concrete is in America’s heartland for easy distribution.

Our goal is to deliver the absolute highest quality of architectural pavers, ballast pavers, concrete pavers, LEED pavers, plaza pavers, pressed pavers, roof pavers, solar reflectance pavers and unit pavers.



Lasting Beauty • Incredible Strength • Immense Durability

ARCHITECTURAL PAVERS

for
WALKWAYS • PLAZAS • ROOFS • AND MORE



Sunny Brook Pressed Concrete
3586 Sunny Brook Road
Kent, Ohio 44240



Phone: 330-673-7667
Fax: 330-677-3103



sbconcrete@aol.com



PAVER PIERS & PEDESTALS

Sunny Brook Pressed Concrete manufactures and distributes only the highest quality paver piers and pedestals.

Our products not only add increased stability and support in heavy traffic areas such as vehicular traffic areas

or equipment holding areas, but also provide air circulation, excellent drainage and protection from the sun by reducing heat and exposure.

Our system provides a uniform and even spacing and can accommodate custom designs to fit special paving patterns or easily disassembled into four sections for use on corners and borders. Problem surfaces can be leveled by multiple stacking and implementing 1/16" and 1/8" shims.

Sunny Brook's concrete pavers have the density and strength of stone, thanks to its unique manufacturing process. The wet concrete mix is compressed by a hydraulic European press utilizing 460 tons of pressure to eliminate excess water and air, while the precision molds ensure uniform size and texture of each paver.

The result is a premium paver offering a minimum compressive strength of 8,500 pounds per square inch (psi) (58,605 kPa), a density of 150 pounds per cubic foot and a water absorption rate less than five percent. Our pavers can be manufactured to meet any architectural or engineering specification.

PAVER SIZE & THICKNESS		
SIZE	THICKNESS	
ACTUAL	MIN	MAX
11¾" x 11¾"	1¼"	3"
11¾" x 23½"	1¼"	3"
11¾" x 36"	1½"	3"
12" x 36"	1½"	3"
14½" x 14½"	1½"	3"
14⅝" x 29⅝"	1½"	3"
15¾" x 15¾"	1½"	3"
15¾" x 29⅝"	1½"	3"
17⅝" x 17⅝"	1½"	3"
18" x 18"	1½"	3"
17⅝" x 23½"	1½"	3"
23½" x 23½"	1½"	3"
23¾" x 23¾"	1½"	3"
24" x 24"	1½"	3"
23½" x 29½"	2"	3"
23½" x 35⅝"	2"	3"
29½" x 29½"	2"	3"
29¾" x 29¾"	2"	3"
35½" x 35½"	2½"	3"

COMPRESSIVE STRENGTH RESULTS				
SPECIMEN NUMBER	1A	2B	3C	AVERAGE
Gross Area (sq. in.)	26.2	26.5	26.5	
Total Load (lbs.)	316,500	332,400	318,300	
Gross Unit Load (PSI)	12070	12530	12020	12210
Gross Volume (cu. ft.)	0.0306	0.0307	0.0306	0.0307
Net Unit Load (PSI)	12260	12880	12330	12490
ABSORPTION RESULTS				
Dry Weight (lbs.)	4.35	4.31	4.28	
Absorption (lbs./cu. ft.)	6.0	5.6	5.7	5.8
Absorption (% of Dry Wt.)	4.1	3.9	4.0	4.0
% Moisture (% Absorp)	66.7	76.5	70.6	
Detailed reports available upon request.				

FREEZE-THAW DURABILITY					
	25 CYCLES	50 CYCLES	75 CYCLES	100 CYCLES	
SET NUMBER	WEIGHT (g)	LOSS %	LOSS %	LOSS %	LOSS %
A	2270.8	0.0	0.0	0.1	0.1
B	2321.2	0.0	0.0	0.0	0.1
C	2345.9	0.0	0.0	0.1	0.1
D	2367.7	0.0	0.0	0.1	0.1
E	2248.0	0.0	0.0	0.1	0.1
AVERAGE		0.0	0.0	0.1	0.1
Detailed reports available upon request.					

PAVERS ADD STYLE

Sunny Brook pavers are available in a wide variety of sizes, colors and finishes to accent any building, decor and landscaping. Choices include both standard color or specific color blends or custom colors to achieve a unique appearance (see opposite panel for color examples).

Since our pavers are made using natural materials, a slight color variance is expected and will fade and wear over time. Please contact our sales office for actual color samples.

NOTE: Efflorescence (a white chalky-like substance) will be noticeable on the top surface of the pavers. This is common with all concrete-based pavers and will bleed out in approximately one year.

SOLAR BALLAST PAVERS



PAVER FINISHES
Slate Top
Bricked Face
Exposed Washed Aggregates (Choice of aggregate for an exposed finish)
Quarry (Architectural)
Stipple (Not Architectural)
Diamond (Not Architectural)
<i>Note: All Diamond & Stipple textured products are recommended for use as ballast or weight only.</i>

Sunny Brook Roof Pavers offer a key advantage in Leadership in Energy and Environmental Design (LEED).

Actual Size 7¾" x 14½"
(Special Sizes Available)

Upon your request, weights can be manufactured for 12 lbs. to 32 lbs. Please contact our sales office to discuss thickness, size and weight tolerance for your solar system specifications.



PARKING BLOCKS

Our Parking Blocks offer strength and durability and are designed for long service life and stability. They are able to withstand wheel impacts from most vehicular parking lot traffic, such as cars, trucks, snowplows and parking lot sweeping equipment.

Manufactured using hydraulically pressed concrete in a variety of different styles, they will satisfy most parking lot protection needs for businesses, public parking lots, churches, and schools.

6ft Standard
Approximately 230 lbs. Two 3/4" Anchor Guides.
Designed for a wide variety of vehicles.



8ft Jumbo
Approximately 460 lbs. Two 3/4" Anchor Guides.
Designed for larger vehicles and SUVs.



8ft Conway
Approximately 845 lbs. Two 1" Anchor Guides.
Designed for larger trucks and tractor trailers.



Lasting Beauty • Incredible Strength • Immense Durability