

geoeedge™

PERMALOC CORPORATION, 13505 BARRY STREET HOLLAND, MI 49424
 (800) 356-9660 PHONE: (616) 399-9600 FAX: (616) 399-9770 WWW.PERMALOC.COM

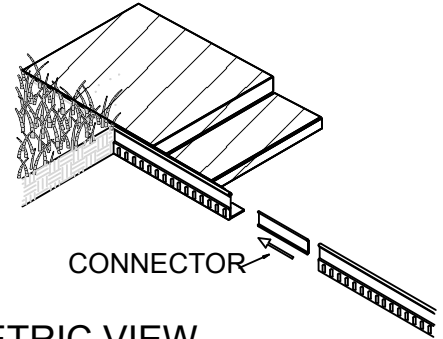
ARCHITECT NOTE: CHECK OFF APPLICABLE SIZE & FINISH DESIRED

SIZE: ALL 8' (2.44M) LENGTHS w/ 0.250" (6.35MM)
 THICK EXPOSED TOP LIP

- | | | |
|---|-----------------------------|-----------------------------|
| <input type="checkbox"/> 3" x 3.25" (76MM x 83MM) | <input type="checkbox"/> MF | <input type="checkbox"/> BL |
| <input type="checkbox"/> 3.5" x 4.5" (89MM x 114MM) | <input type="checkbox"/> MF | <input type="checkbox"/> BL |
| <input type="checkbox"/> 4" x 3.25" (102MM x 83MM) | <input type="checkbox"/> MF | <input type="checkbox"/> BL |
| <input type="checkbox"/> 4.25" x 3.25" (108MM x 83MM) | <input type="checkbox"/> MF | <input type="checkbox"/> BL |
| <input type="checkbox"/> 4.5" x 3.25" (114MM x 83MM) | <input type="checkbox"/> MF | <input type="checkbox"/> BL |
| <input type="checkbox"/> 4.5" x 4.5" (114MM x 114MM) | <input type="checkbox"/> MF | <input type="checkbox"/> BL |
| <input type="checkbox"/> 5.5" x 6.5" (140MM x 165MM) | <input type="checkbox"/> MF | <input type="checkbox"/> BL |
| <input type="checkbox"/> 6.5" x 5.5" (165MM x 140MM) | <input type="checkbox"/> MF | <input type="checkbox"/> BL |
| <input type="checkbox"/> 7.5" x 8.5" (191MM x 216MM) | <input type="checkbox"/> MF | <input type="checkbox"/> BL |
| <input type="checkbox"/> 8.5" x 7.5" (216MM x 191MM) | <input type="checkbox"/> MF | <input type="checkbox"/> BL |

Short-Base for Hybrid/Modular
GREENGRID

- 4.75"x3.25" Mill Finish
- 6.5"x3.25" Mill Finish
- 8.5"x3.25" Mill Finish



ISOMETRIC VIEW
 NTS

FINISH LEGEND:

(MF) MILL FINISH-NATURAL ALUMINUM
 (BL) BLACK DURAFLEX-ELECTROSTATICALLY
 APPLIED BAKED ON PAINT, MEETS AAMA 2603

NOTES:

- INSTALLATION PER MANUFACTURER'S RECOMMENDED "INSTALLATION GUIDELINES" IN ACCORDANCE WITH DESIGNER'S INSTRUCTIONS.*
- 8'-0" (2.44M) SECTIONS CONNECTED WITH 2 - 2.75" (70MM) SLIDING CONNECTORS.
- CORNERS: REMOVE BASE TABS AND FORM A CONTINUOUS CORNER.
- PERMALOC GEOEDGE AS MANUFACTURED BY PERMALOC CORPORATION, HOLLAND MI.
 (800) 356-9660
 (616) 399-9600
- CONTRACTOR'S NOTE: FOR PRODUCT AND PURCHASING INFORMATION VISIT: WWW.PERMALOC.COM

*DESIGNER MAINTAINS ULTIMATE RESPONSIBILITY FOR VALIDITY AND SAFETY OF THE INSTALLATION.

ALTERNATE INSTALLATION: GEOEDGE BASE MAY BE INSTALLED UNDER PAVER OR BALLAST


PERMALOC GEOEDGE
 ALUMINUM RESTRAINT

GREENROOF MODULE
 TEKS 10-16 X 1"
 WAFER HEAD
 GRAY SPEX FINISH**
 (OR 2-1/4" ROOFGRIP SCREWS**)

PAVER OR BALLAST

SLIP SHEET
 WATERPROOF LAYER

CONCRETE ROOF
 (NEW OR EXISTING)

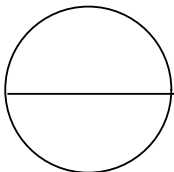
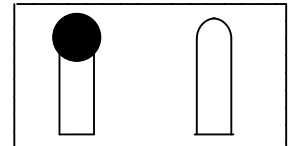


PLACE SCREW AT TOP OF DRAINAGE HOLE AS SHOWN.

SPACE SCREWS EQUALLY- MINIMUM OF TWO PER TRAY

MANUFACTURER RECOMMENDS EDGING BE FASTENED TO TRAYS FOR ALL APPLICATIONS.

**AVAILABLE FROM FASTENAL (507)454-5374. MODEL #32091/51602.



EDGING FOR GREENROOF MODULES

SCALE: 3"=1'-0"